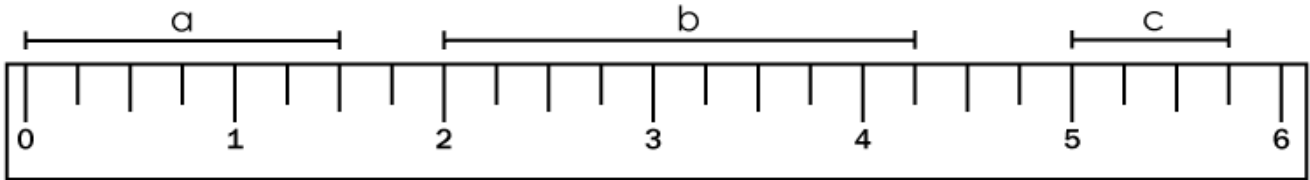


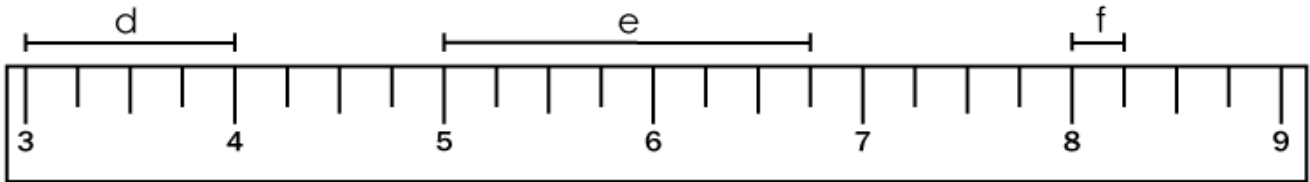
Name: _____

Measuring With a Ruler

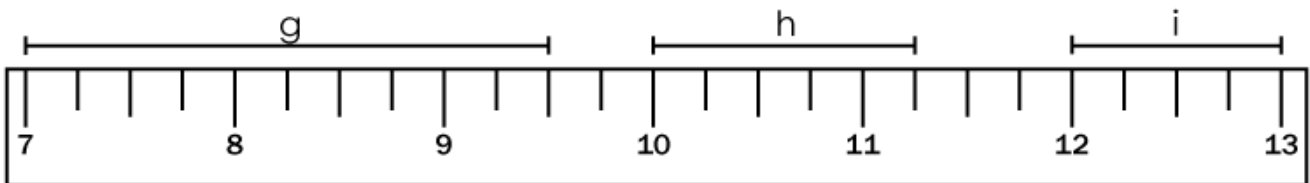
Measure to the nearest $\frac{1}{4}$ inch for each line segment using the ruler shown.



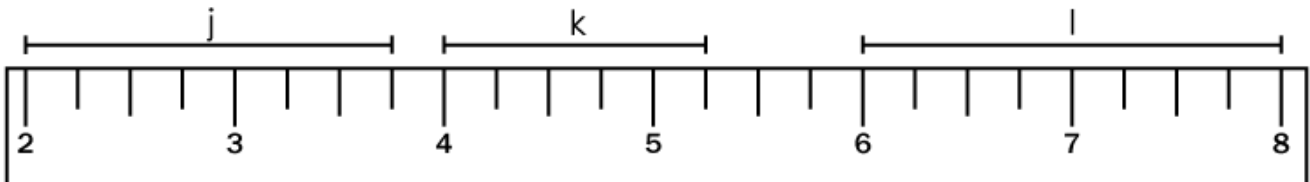
a = _____ b = _____ c = _____



d = _____ e = _____ f = _____



g = _____ h = _____ i = _____

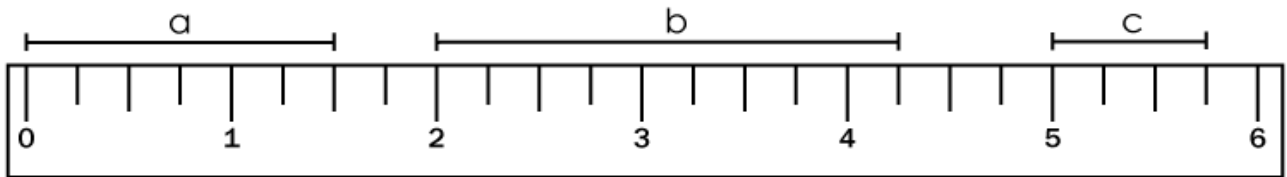


j = _____ k = _____ l = _____

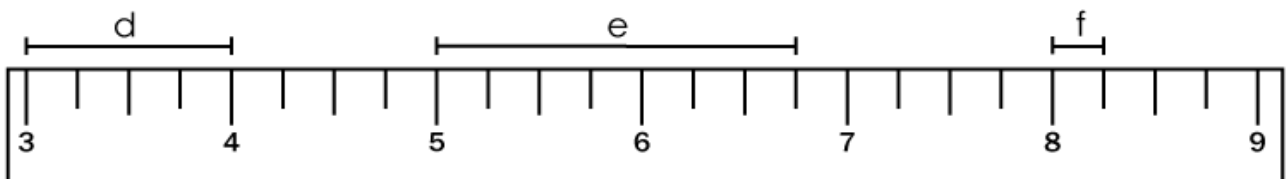
ANSWER KEY

Measuring With a Ruler

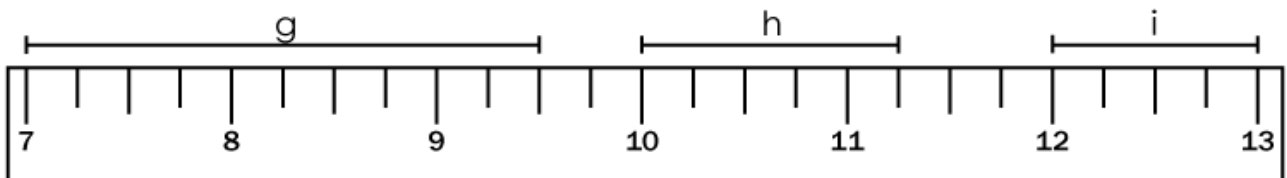
Measure to the nearest $\frac{1}{4}$ inch for each line segment using the ruler shown.



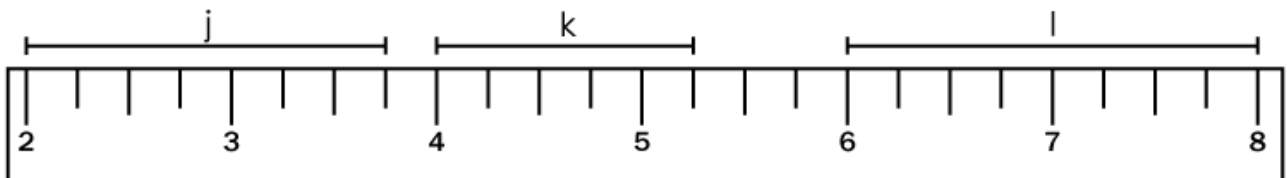
a = $1\frac{1}{2}$ inches b = $2\frac{1}{4}$ inches c = $\frac{3}{4}$ inch



d = 1 inch e = $1\frac{3}{4}$ inches f = $\frac{1}{4}$ inch



g = $2\frac{1}{2}$ inches h = $1\frac{1}{4}$ inches i = 1 inch



j = $1\frac{3}{4}$ inches k = $1\frac{1}{4}$ inches l = 2 inches